



**Constant Contact Survey Results**

**Survey Name:** Sept 2010 Survey Station - School Survey

**Response Status:** Partial & Completed

**Filter:** None

Sep 13, 2010 2:46:46 PM

**\*** My station is (Check all that apply.)

Answer	0%	100%	Number of Response(s)	Response Ratio
not involved with my licensee's schools or departments.			18	21.4 %
involved with my licensee's journalism school/department.			32	38.0 %
involved with my licensee's communication school/department.			43	51.1 %
involved with my licensee's other academic school/department.			31	36.9 %
Other			12	14.2 %
<b>Totals</b>			<b>84</b>	<b>100%</b>

**\*** My station is involved with my licensee's school/department in (Check all that apply.)

Answer	0%	100%	Number of Response(s)	Response Ratio
no projects.			15	18.0 %
collaborative formalized projects.			38	45.7 %
informal/ad hoc projects.			43	51.8 %
Other			18	21.6 %
<b>Totals</b>			<b>83</b>	<b>100%</b>



My station offers (Check all that apply.)

Answer	0%	100%	Number of Response(s)	Response Ratio
no student involvement.			3	3.6 %
student unpaid internships.			69	83.1 %
student paid internships.			27	32.5 %
student paid work study.			56	67.4 %
student practicum experience for credit.			45	54.2 %
Other			12	14.4 %
<b>Totals</b>			<b>83</b>	<b>100%</b>



Student work on the air and/or the station's Website is (Check all that apply.)

Answer	0%	100%	Number of Response(s)	Response Ratio
not allowed.			3	3.6 %
supervised by station professional staff.			76	91.5 %
supervised by school faculty.			10	12.0 %
unsupervised.			0	0.0 %
Other			4	4.8 %
<b>Totals</b>			<b>83</b>	<b>100%</b>



Courses are (Check all that apply.)

Answer	0%	100%	Number of Response(s)	Response Ratio
taught by station staff on-site.			18	21.6 %
taught by station staff off-site.			14	16.8 %
not taught by station staff.			49	59.0 %
Other			8	9.6 %
<b>Totals</b>			<b>83</b>	<b>100%</b>

\* Joint fundraising activities (if any) with my licensee's school/department are (Check all that apply.)

Answer	0%	100%	Number of Response(s)	Response Ratio
None.			71	85.5 %
for programming needs.			5	6.0 %
for capital needs.			7	8.4 %
Other			3	3.6 %
<b>Totals</b>			<b>83</b>	<b>100%</b>







\* The goal in a joint fundraising activity with the school/department was for (if more than one activity, provide total)

Answer	0%	100%	Number of Response(s)	Response Ratio
\$1,000 - \$50,000.			4	4.8 %
\$50,001 - \$250,000.			5	6.0 %
\$250,001 - \$500,000.			1	1.2 %
\$500,001 - \$1 Million.			1	1.2 %
\$1 Million +.			1	1.2 %
Not applicable			71	85.5 %
<b>Totals</b>			<b>83</b>	<b>100%</b>





\* I am willing to confidentially share my Joint Fundraising Case Prospectus with others.

Answer	0%	100%	Number of Response(s)	Response Ratio
Yes - If yes, please provide Call Letters, Name, & Phone Number in comment box below.			4	4.7 %
No			10	11.9 %
Not Applicable			69	82.1 %
No Response(s)			1	1.1 %
<b>Totals</b>			<b>84</b>	<b>100%</b>

\* A public station's joint fundraising effort with the journalism/communications school/department

Answer	0%	100%	Number of Response(s)	Response Ratio
strongly enhances donor appeal.			6	7.1 %
moderately enhances the donor appeal.			22	26.1 %
has no effect on donor appeal.			37	44.0 %
moderately detracts donor appeal.			12	14.2 %
strongly detracts donor appeal.			6	7.1 %
No Response(s)			1	1.1 %
<b>Totals</b>			<b>84</b>	<b>100%</b>

\* The station shares space with a school/department.

Answer	0%	100%	Number of Response(s)	Response Ratio
Yes			25	29.7 %
No			55	65.4 %
Not Applicable			3	3.5 %
No Response(s)			1	1.1 %
<b>Totals</b>			<b>84</b>	<b>100%</b>

Your name & call letters (Optional)

61 Response(s)